



**THE GORGEOUS MIRROR SURFACE OF TEMPERED GLASS**  
THE QUALITY AND FRAGRANCE, JUST LIKE RETURNING TO LIFE  
AFTER WASHING AWAY THE LEAD

**MEGALEC**  
FOUNDED IN 1904



**ULTRA-THIN BRACKET**  
Steel core bracket with a thickness of only 2 mm plus a galvanized protective layer that fits nearly perfectly against the wall



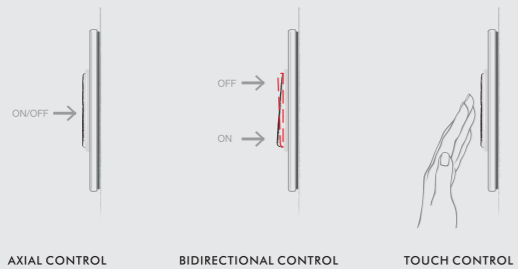
**DAY/NIGHT SIGN**  
Standard/customized laser engraving function icons are available on the controller and on the specific LED backlight area on the button



**PANEL**  
The curved panel design atmosphere, 6 precious materials, rich color combination and smooth and smooth shape to the symmetry and elegance of lighting equipment to the extreme.

**AXIAL CONTROL, BIDIRECTIONAL CONTROL OR TOUCH CONTROL**

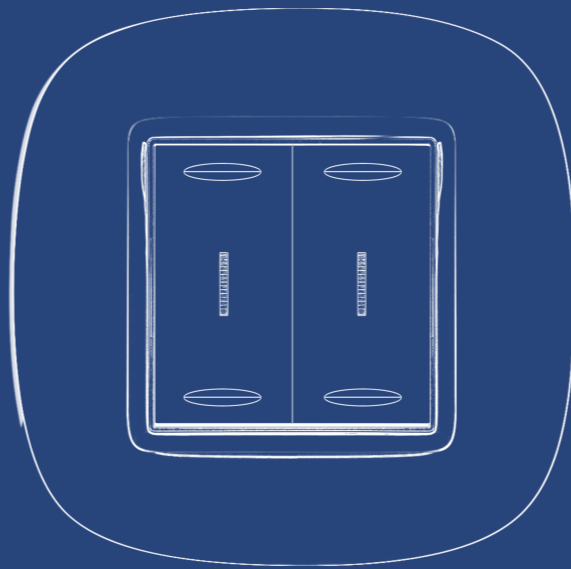
THREE COLOR FUNCTION KEYS AND MODULES, AND CAN BE CUSTOMIZED:  
THE F.1 SERIES RESPONDS TO ALL YOUR INSTALLATION AND AESTHETIC NEEDS.  
DIFFERENT CONTROL REQUIREMENTS: AXIAL CONTROL, TWO-WAY CONTROL,  
INFRARED CONTROL, MEGALEC IS GUARANTEED WITH TECHNICAL PRECISION



**M E G A L E C**



E L E C T R I C A L   A C C E S S O R I E S



**F.1 SERIES**



**MEGALEC**

F.1 SERIES

MARBLE PANEL



19 Ascot White Marble   20 Rock   21 Rock black

ALUMINUM PANEL



22 Silver   23 Grey   24 Black

PLASTIC PANEL



25 Dark blue   26 Purple rhyme   27 Tyrant Gold

PLASTIC PANEL



28 Silver   29 Grey   30 Champagne gold

PLASTIC PANEL



31 Tyrant Gold   32 Silver   33 Dark blue   34 Champagne gold   35 Black

WOOD PANEL



36 Cherry wood

F.1 SERIES

MEGALEC

- Black
- Gray
- White

PUSH - BUTTON SWITCHES



- ML-3001/1  
1gang - 1way switch  
16AX-250V~
- ML-3001/2  
1gang - 2way switch  
16AX-250V~
- ML-3001/1L  
1gang - 1way switch+LED  
16AX-250V~
- ML-3001/2L  
1gang - 2way switch+LED  
16AX-250V~

SMART SWITCHES



- ML-S3012  
Single Live Wire Smart Switch  
Input:AC 160-240V 50/60Hz  
Max Load:  
600W/Gang LED Inductive Load  
1500W/Gang Resistive Load
- ML-W3012  
Wifi Smart Switch  
Input:AC 160-240V 50/60Hz  
Max Load:  
600W/Gang LED Inductive Load  
1500W/Gang Resistive Load  
Operating System: IOS / Android  
WiFi Standard: 2.4G 802.11 b/g/n  
Operating Temp: -20°C to 70°C

DOORBELL SWITCH



- ML-3001/53  
Push-buttons with bell symbol 16A-250V~
- ML-S10L  
LED for control and socket lighting
- white LED - 230 VA - night signal
- blue LED - 230 VA - night signal

SMART SWITCHES




- ML-S4012  
Single Live Wire Smart Switch  
Input:AC 160-240V 50/60Hz  
Max Load:  
600W/Gang LED Inductive Load  
600W/Gang Resistive Load
- ML-W4012  
Wifi Smart Switch  
Input:AC 160-240V 50/60Hz  
Max Load:  
600W/Gang LED Inductive Load  
1500W/Gang Resistive Load  
Operating System: IOS / Android  
WiFi Standard: 2.4G 802.11 b/g/n  
Operating Temp: -20°C to 70°C

PUSH - BUTTON SWITCHES



- ML-3002/1  
2gang - 1way standard  
16AX-250V~
- ML-3002/2  
2gang - 2way switch  
16AX-250V~
- ML-3002/1L  
2gang - 1way switch+LED  
16AX-250V~
- ML-3002/2L  
2gang - 2way switch+LED  
16AX-250V~

SMART SWITCHES



- ML-S3022  
Single Live Wire Smart Switch  
Input:AC 160-240V 50/60Hz  
Max Load:  
600W/Gang LED Inductive Load  
600W/Gang Resistive Load
- ML-W3022  
Wifi Smart Switch  
Input:AC 160-240V 50/60Hz  
Max Load:  
600W/Gang LED Inductive Load  
1500W/Gang Resistive Load  
Operating System: IOS / Android  
WiFi Standard: 2.4G 802.11 b/g/n  
Operating Temp: -20°C to 70°C

F.1 SERIES

MEGALEC

- Black
- Gray
- White

SMART SWITCHES




- ML-S5012  
Single Live Wire Smart Switch  
Input:AC 160-240V 50/60Hz  
Max Load:  
600W/Gang LED Inductive Load  
600W/Gang Resistive Load
- ML-W5012  
Wifi Smart Switch  
Input:AC 160-240V 50/60Hz  
Max Load:  
600W/Gang LED Inductive Load  
1500W/Gang Resistive Load  
Operating System: IOS / Android  
WiFi Standard: 2.4G 802.11 b/g/n  
Operating Temp: -20°C to 70°C

SOCKET



- ML-3225S  
Russia standard socket outlets  
2P  
10/16A-250V~
- ML-3226S  
French standard socket outlets  
2P+E  
10/16A-250V~
- ML-3227S  
German standard socket outlets  
2P+E  
16A-250V~

WIFI SMART SOCKET



- ML-3325W  
Russia standard Wifi Smart Socket  
Power supply:100V-240VAC  
50/60Hz  
Max Current:16A 240VAC  
10/16A-250V~  
WiFi Frequency:IEEE802.11 b/g/n  
WiFi Standard:Wi-Fi 2.4GHz b/g/n  
Working Temperature:-20°C~70°C  
Wireless Consumption:≤0.2W  
Working Humidity:≤95%
- ML-3326W  
French standard Wifi Smart Socket  
Power supply:100V-240VAC  
50/60Hz  
Max Current:16A 240VAC  
10/16A-250V~  
WiFi Frequency:IEEE802.11 b/g/n  
WiFi Standard:Wi-Fi 2.4GHz b/g/n  
Working Temperature:-20°C~70°C  
Wireless Consumption:≤0.2W  
Working Humidity:≤95%
- ML-3327W  
German standard Wifi Smart Socket  
Power supply:100V-240VAC  
50/60Hz  
Max Current:16A 240VAC  
10/16A-250V~  
WiFi Frequency:IEEE802.11 b/g/n  
WiFi Standard:Wi-Fi 2.4GHz b/g/n  
Working Temperature:-20°C~70°C  
Wireless Consumption:≤0.2W  
Working Humidity:≤95%

CURTAIN SWITCH + DIMMING



- ML-3552  
Roller shutter switch/button  
Max Current:6AX 250V  
For direct connection to roller shutter motors with mechanical locking.  
Switching times of the engine manufacturer notice.  
Not illuminable.
- ML-3562D  
Universal rotary dimmer 600W  
Trailing edge/leading edge, 5-600W, 2-wire connection (without N wire) with screw terminals  
- Lamp-saving soft start/soft stop.  
Suitable for the following dimmable lamps:  
- Incandescent and HV halogen lamps: 5-600W  
- Dimmable LED or CFLs: 5-300W

SOCKET+TYPE C



- ML-3025U  
Russia standard socket outlets  
2P+Type C  
10/16A-250V~  
Output:  
12V~1.5A 20V~0.9A  
5V~2.4A 9V~2A
- ML-3026U  
French standard socket outlets  
2P+E+Type C  
10/16A-250V~  
Output:  
12V~1.5A 20V~0.9A  
5V~2.4A 9V~2A
- ML-3027U  
German standard socket outlets  
2P+E+Type C  
16A-250V~  
Output:  
12V~1.5A 20V~0.9A  
5V~2.4A 9V~2A

DIMMER SWITCH



- ML-3560  
Universal rotary Dimmer 600W  
Trailing edge/leading edge, 5-600W, 2-wire connection (without N wire) with screw terminals  
- Lamp-saving soft start/soft stop.  
Suitable for the following dimmable lamps:  
- Incandescent and HV halogen lamps: 5-600W  
- Dimmable LED or CFLs: 5-300W
- ML-3560W  
Universal rotary Dimmer 600W+Wifi  
Trailing edge/leading edge, 5-600W, 2-wire connection (without N wire) with screw terminals  
- Lamp-saving soft start/soft stop.  
Suitable for the following dimmable lamps:  
- Incandescent and HV halogen lamps: 5-600W  
- Dimmable LED or CFLs: 5-300W

F.1 SERIES

MEGALEC

- Black
- Gray
- White

TEMPERATURE CONTROL



- ML-3570  
Room Temperature Controller  
AC 230V/50Hz  
Technical data  
Max 16A/250V
- ML-3570W  
Room Temperature Controller + Wifi  
AC 230V/50Hz  
Technical data  
Max 16A/250V

TELEPHONE SOCKETS - CAT. 6



- ML-3011C  
RJ11 socket
- ML-3045R  
RJ45-100l less system  
Cat.5e utp
- ML-3045E  
RJ45-100l less system  
Cat.6e utp

INFRARED DETECTORS/ STEPLIGHTING




- ML-3587P  
Passive infrared motion detector  
With adjustable brightness and dropout delay from 30 seconds to 10 minutes, NO contact (3 A, power supply 230 V AC (2-wire connection)), 2 module
- ML-3589D  
Step lighting  
2,2 W LED, for decorative lighting, controllable, using a toggle switch or 3-wire motion detector, supplied with 3 cover caps (White, Tech, anthracite), 2-module.  
Required installation depth: at least 40 mm.

TV SOCKETS



- ML-3229T  
1 male TV socket  
(0-2150 MHz)
- ML-3228F  
1 set socket single "F" type
- ML-3359H  
HDMI Socket

USB SOCKET/SWITCH CIRCUIT BREAKER



- ML-3521UT  
USB+Type C  
AC/DC Adapter  
Input:100-240V  
50-60Hz/300mA  
Output:5V~2100mA  
12V~1.5A 20V~0.9A  
5V~2.4A 9V~2A
- ML-3021A  
Air conditioner switch circuit breaker  
32A 250V~

PANEL



- 1 gang
- 2 gang
- 3 gang
- 4 gang

F.1 SERIES

MEGALEC

PLASTIC PANEL



- 01 Pearl silver
- 02 Pearl black
- 03 Pearl blue

PLASTIC PANEL



- 04 Pearl brown
- 05 Pearl champagne
- 06 Pearl coffee

ZINC ALLOY PANEL




- 07 White
- 08 Ivory white
- 09 Black

ZINC ALLOY PANEL



- 10 Asaka Maki
- 11 Dark gray
- 12 Matte Black

ZINC ALLOY PANEL



- 13 Frosted gold
- 14 Rose gold
- 15 Jade green

GLASS PANEL



- 16 Crystal white
- 17 Diamond black
- 18 Khaki